



3 Ways to Boost Engagement with PlayPosit



Stephanie Gates

*Customer Success Manager, WeVideo
Designated point person for PlayPosit communication.*

stephanie@wevideo.com

playposit
by WeVideo



Mirla Garcia

Database Analyst

CCC TechConnect / Palomar College

Email: mgarcia@palomar.edu or
support@ccctechconnect.org

Who is CCC TechConnect?

TechConnect Zoom

TechConnect Cloud



e- Conferencing Services	Video on Demand/ Streaming/ Event Coverage	Online Teaching Conference
Online meeting collaboration	Securely store your media in one place	Annual premier event for CCC faculty, staff and administrators
Web and video conferencing	Share your media to any audience	3 days of learning and sharing best practices for teaching in the classroom and online
Virtual office hours management	Closed captioning available	Over 70 sessions, offering 10 hands-on pre-conference workshops
Auto-generated captioning for all meetings	Viewable on any device, with news	Serves nearly 1000 attendees
Instant sharing	Live event coverage, video production & editing	Over 40 sponsors and exhibitors
Integrates with Canvas	Integrates with Canvas	


Agenda

- PlayPosit Overview
- 3 Strategies to Boost Engagement
- PlayPosit Demo
- Resources
- Q&A

PlayPosit Overview

PlayPosit empowers instructors to:

- Make videos interactive, integrating with a variety of video hosts
- Assess learning & engagement
- Reuse and edit content overtime

The Vimeo logo is displayed in a blue, lowercase, sans-serif font.

PlayPosit interactive videos are referred to as bulbs.

Asynchronous Delivery

- Self-Paced Bulb
- Learner-Made Bulb
- Playlist

Synchronous Delivery

- Live Broadcast



66%

MORE ENGAGING

32%

MORE MEMORABLE

44%

**LONGER VIEWING
TIME**

14.4%

**IMPROVEMENT IN
LEARNER KNOWLEDGE
RETENTION**

20%

**INCREASE IN BOTH VIDEO
COMPLETION &
AVERAGE VIEWING TIME**

SOURCES:

STATISTA
VIMEO
THM AGENCY
JOHN A. MORAN
H5P GROUP

**How do we leverage PlayPosit to see these
types of results?**

3 Ways to Boost Engagement

Question Sets

THE ASSESSMENT VIDEO

- Range of question types
- Automatically graded
- Immediate feedback for students



Peer Learning

THE GROUP DISCUSSION VIDEO

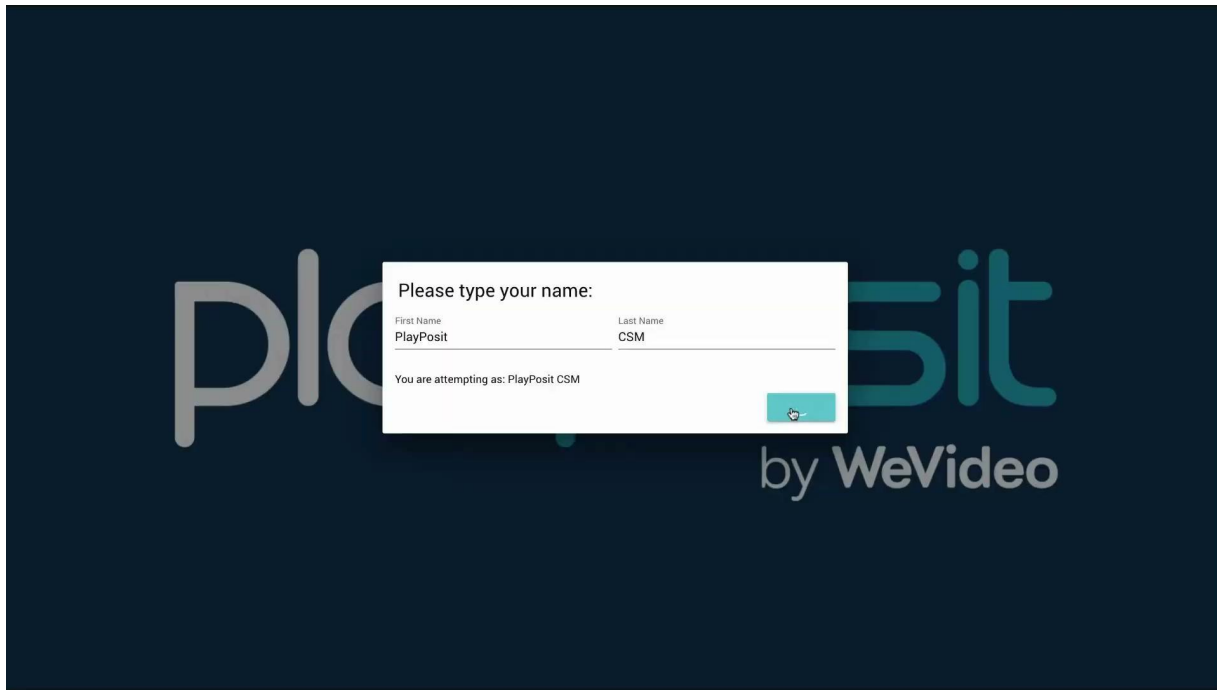
- Interactive video can tap into group learning dynamics.
- Encourage peer-to-peer knowledge sharing.



Resource-Enhanced Video

THE CONTEXTUALIZED VIDEO

- Provide in-video supplementary materials
- Add perfectly timed instructional scaffolding — directly within the video player.



Let's try!

PlayPosit Creator Challenge

What: Three challenges, delivered monthly in one Playlist

- Example video
- Tutorial
- Practice challenge

How:

- Delivered internally via link or QR code
- In the PlayPosit Newsletter & Customer Resource Page

Why:

- Enhance Learning
- Earn a **PlayPosit Creator Certificate!**

Table of Contents

- Getting Started
 - ✓ Introduction
- Question Sets
 - 🔒 PlayPosit Interactive Video with Question Sets
 - 🔒 PlayPosit Interactive Video with Question Sets Tutorial
 - 🔒 Question Set Practice
- Peer Learning
 - 🔒 Peer Learning Bulb
 - 🔒 Peer Learning Tutorial
 - 🔒 Peer Learning Practice
- Linear Video + Resources (Comin...
- Certificate (Available Nov. 1)

PlayPosit Creator Challenge

SAVE & EXIT

Introduction

Welcome to the PlayPosit Interactive Video Challenge!

In this playlist, you'll discover the power of interactive video through three engaging modules. Each module will feature a captivating example, a step-by-step design tutorial, and a hands-on practice exercise. At the end of the third module, you will receive a PlayPosit Creator certificate. Each module is designed to take approximately 20 minutes to complete (60 minutes total).

Did you know that interactive video is...

66% MORE ENGAGING	32% MORE MEMORABLE	44% LONGER VIEWING TIME
14.4% IMPROVEMENT IN LEARNER KNOWLEDGE RETENTION	20% INCREASE IN BOTH VIDEO COMPLETION & AVERAGE VIEWING TIME	

Learn how to transform standard video into engaging and measurable interactive videos in three modules!

Modules


- **September - Question Sets:** Master the art of creating interactive videos with embedded question sets. These versatile tools are ideal for both synchronous and asynchronous learning, even in remote or hybrid environments.
- **October - Peer Learning:** Encourage peer-to-peer knowledge sharing through real-time audience polls and asynchronous discussion forums.
- **November - Linear Video + Resources:** Provide supplementary materials and additional context directly within the video player, creating a more engaging and personalized learning experience.

Next Steps

Return to this playlist on October 1 and November 1 to tackle the upcoming challenges and earn your PlayPosit Creator certificate.

Customer Resources Hub

- Asynchronous Training
- Webinars
- Knowledgebase Articles
- Office Hours
- Newsletters



A curated platform training Playlist created by PlayPosit's Instructional Design Team. Complete in under an hour!

[Complete PlayPosit Academy](#)




Register for a variety of webinars hosted each month. Registration includes a recording of the session as well as supplemental materials.

[View webinars](#)



Our collection of easily replicable use cases created by PlayPosit's Instructional Design and Success teams.

[Explore use cases](#)



How-to resources containing screenshots and in-depth product explainers to help users build great content and troubleshoot along the way.

[Access Help](#)



[Click here to join PlayPosit's Instructional Design Team for open office hours.](#)

Tuesdays @ 11:30AM ET / 8:30AM PT

Thursdays @ 3:30PM ET / 12:30PM PT

**Office hours sessions last approximately 20*



Sign up for monthly updates on all things PlayPosit and interactive video.

[Sign up now](#)

PlayPosit Office Hours

Shifting the timing of Thursday's office hour to enhance support for webinar attendees

- **Tuesdays @ 11:30AM ET / 8:30AM PT**
- **Thursdays @ 4:00PM ET / 1:00PM PT**

